



Taglierina opzionale
Optional pasta cutter



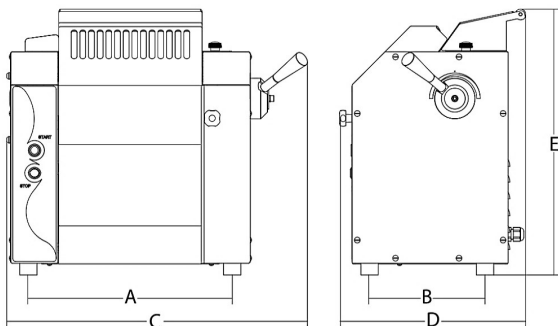
SANSONE 32














SANSONE 52



SANSONE 25



											
	watt/HP		mm	mm	mm	mm	mm	mm	kg	mm	kg
Sansone 25 XP	270/0.37	1ph	ø 60x250	352	200	515	322	450	47	760x640x800	61
Sansone 32 XP	370/0.5	1ph/3ph	ø 60x320	422	200	600	322	450	53	760x640x800	67
Sansone 42 XP	370/0.5	1ph/3ph	ø 60x420	522	200	700	322	450	62	760x640x800	75
Sansone 52 XP	370/0.5	1ph/3ph	ø 60x520	622	200	800	322	450	69	760x640x800	81